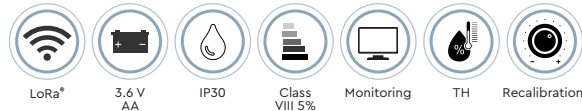




ORDER CODE	COMM. CODE
IWXP2	WLSLR90TH-RM



## Wireless user panel - Temperature, humidity and recalibration with thermostat functions

- BMS functions
- Suitable for professional use
- Standard LoRa® protocol

The **IWXP2** wireless panel lets users acquire and centralise temperature and humidity information for the room where it is placed. It is also fitted with a dial that is used to change the desired Set Point value in the room. The panel uses the transmission technology required by the LoRa® standard, which guarantees broad coverage with no need for signal repeaters.

**IWXP2** is housed in a self-extinguishing UL 94 V0 ABS container suitable for indoor installation. The panel is powered by a user-replaceable 3.6V (AA, 2200/2700 mAh) lithium-ion (Li-SOCl<sub>2</sub>) battery, which typically guarantees a battery life of up to 5 years. The device implements consumption reduction strategies such as automatic TX power reduction, modulation of transmission intervals (COV-NOCOV), and receiver deactivation protection. The probe also implements an anti-theft function thanks to the presence of an accelerometer sensor, and can be requested with DATA LOGGER functionality which, however, is guaranteed by the IGW02 receiver and the IW-MON unit.

Thanks to the LoRa Seeder, the **IWXP2** panel can be configured by the user in BEACON mode, to be used together with UNIT-WIR devices.

### APPLICATIONS

Wireless Monitoring
Smart Building
Smart City
Accounting
Temperature regulation

### CERTIFICATIONS

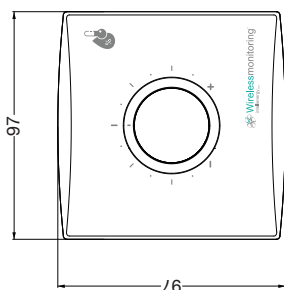
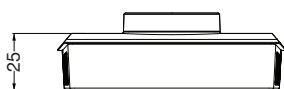
EN60730-1:2011. Automatic electrical controls for household and similar use.  
 EN60730-2:2011. Particular requirements for energy controllers.  
 EN60730-3:2011. Home and Building Electronic System HBES.  
 EN61010-1:2010. Safety requirements for electrical equipment for measurement, control, and laboratory use - Part 1: General requirements.  
 EN61326-1:2012. Electrical equipment for measurement, control and laboratory use - EMC requirements - Part 1: General requirements. For article 3.2 : Effective use of spectrum allocated. For article 3.1b : Electromagnetic Compatibility.  
 EN 300 220 - 1 V3.1.1  
 EN 300 220 - 2 V3.1.1  
 EN 301 489 - 1 V2.2.0 (2017-03)  
 EN 50581:2012 RoHS

### ACCESSORIES

IGW02, IWMON, LoRa seeder, UNIT-WIR (for Beacon mode)

### TECHNICAL CHARACTERISTICS

USER INTERFACE	Activation Reed, LED indicator, dial
FASTENING	Wall-mounted with bottom plate on 3 points
ANTENNA	Helical built-in (2.4 dB gain)
OPERATING TEMPERATURE	-10 ... +65 (°C)
PROTECTION RATING	IP30
STORAGE TEMPERATURE	-20 ... +75 (°C)
CONTAINER MATERIAL	Self-extinguishing ABS UL 94 V0
POWER SUPPLY	1x3.6 Vdc Thionyl Chloride Battery (AA, 2200/2700 mAh)
AUTONOMY	Up to 5 years (depending on the power and transmission interval)
RADIO FREQUENCY	868 MHz ISM band
TRANSMISSION POWER	2.5 to 25 mW (regulated automatically)
LINE OF SIGHT COVERAGE	up to 10 Km (on sight)
T MEASUREMENT RANGE	-20 ... +70 (°C)
H MEASUREMENT RANGE	0-100%
RECALIBRATION	+/- 100% of a freely user-settable R-value (by default R=3°C, therefore +/-3°C)
T. MEASUREMENT ACCURACY	± 0.2 (°C) in the range 10-80 (°C)
H. MEASUREMENT ACCURACY	± 1.8% typical 3% maximum
SAMPLING	2 seconds to 10 minutes
TRANSDUCER TYPE	Digital, rotary potentiometer
TRANSMISSION INTERVAL	Typical 10/30 minutes with COV/NOCOV
ANTI-THEFT PROTECTION	Via accelerometer
RADIO DISTURBANCES	EN 61000-6/EN 55024:2010-11
CONSTRUCTION STANDARDS	CEI
CONNECTIVITY	Local wireless available for connection with configuration and data management software





## LoRa® SEEDER

LoRa® Seeder is the software tool for configuring the LoRa® Wireless Monitoring system by Intellienergy Tech®. It is compatible with Microsoft's Windows 8® and Windows 10® platforms and will soon be available on the LINUX platform. LoRa® Seeder allows you to modify the operating configurations of all probe models (temperature, humidity, brightness, level, VOC, CO2, 20WGI-Master Modbus, etc.) using an accessory connected to the USB port of the PC (Dongle LoRa®).

On the other hand, it connects directly, via a USB port, to the IGW0xx receivers, making the association operations between probes and receivers simple and fast, also allowing to automatically produce the mapping documentation of the Modbus® registers for the System Integrators.

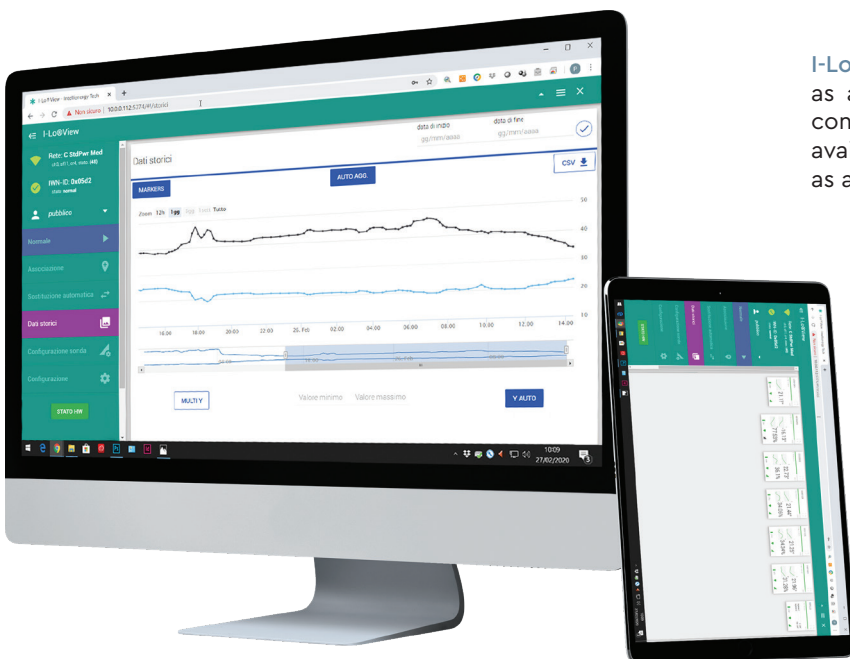
For receivers equipped with the Data Logger function, Seeder allows you to download data from the receiver and store them on its database, to view them graphically and export them in CSV format.



## I-Lo®-View

**I-Lo®-View**, thanks to the use of a LoRa® USB DONGLE (available as an accessory), it transforms any Windows 10® PC into a powerful datalogger server capable of managing all models of Intellienergy wireless probes. On the same PC, or on any other fixed or mobile device (Smartphone, Tablet) connected to the same network, it is possible to consult or manage the entire wireless system, simply by using a Web browser (such as Chrome).

Several users can be connected to **I-Lo®-View** at the same time and access the probe data, both real-time and historical data, being able to compare multiple sensors simultaneously. In addition to the specific sensor data (temperature, humidity, brightness, VOC air quality, CO2 concentration, etc.). **I-Lo®-View** also displays and stores "service" data, such as communication quality and battery levels. If the user has administrator permissions, he can also change the operating parameters of the probes (for example the sampling intervals of the sensors and those for sending measurements).



**I-Lo®-View** it is installed in the Windows environment as a service and is therefore active even if no user is connected to the PC where it is installed. A version is also available for Linux (x86 / x64 / arm) that can be installed as a normal application.