
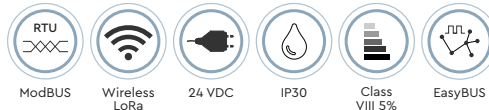




ORDER CODE	COMM. CODE
IWC01	HVAC-WIR



## Wireless Controller for Manifolds and Fan Coils

- BMS functions
- Suitable for professional use
- Compatible with IGW02 and IW-MON
- ModBUS port (Optional)
- IE-EBUS port (Optional)

APPLICATIONS
Industry and tertiary sector
Smart Building
Smart City
Accounting
Temperature regulation

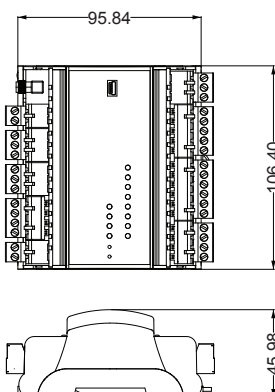
CERTIFICATIONS
EN60730-1:2011. Automatic electrical controls for household and similar use.
EN60730-2:2011. Particular requirements for energy controllers.
EN60730-3:2011. Home and Building Electronic System HBES.
EN61010-1:2010. Safety requirements for electrical equipment for measurement, control, and laboratory use - Part 1: General requirements.
EN61326-1:2012. Electrical equipment for measurement, control and laboratory use - EMC requirements - Part 1: General requirements. For article 3.2 : Effective use of spectrum allocated. For article 3.1b : Electromagnetic Compatibility.
EN 300 220 - 1 V3.1.1
EN 300 220 - 2 V3.1.1
EN 301 489 - 1 V2.2.0 (2017-03)
EN 50581:2012 RoHS

ACCESSORIES
RAL01, RAN05, RAN06, RAN07, LoRa seeder

**Wireless Controller** for monitoring and managing radiator or Fan Coil Manifolds. It functions as an actuator/regulator device within the Wireless Intellienergy system. It has 8 relay outputs (capable of switching loads of up to 6A at 230VAC) and 4 PT1000 inputs or digital inputs. The controller uses the transmission technology required by the LoRa® standard, which guarantees wide coverage with no need for signal repeaters. The controller has an SMA connector for connecting an external 868 MHz ISM band antenna. From an operational standpoint, it functions as a receiver on CH1 for the wireless probes, which provide it with the information necessary for the environmental regulation of each of the 8 monitored zones. It transmits automatically on CH2 to the **IGW02** receiver, which allows it to be managed by the BMS infrastructure. The device can be powered at 18 to 32VDC (typically 24VDC). The USB port can be used to configure the receiver with the regulation parameters for each of the EIGHT thermal zones that the device is capable of managing. The Controller has an RTC backed by a button battery (replaceable), which allows the time to be kept even in the event of a power failure. Versions equipped with an RS485 and/or IE-EBUS port are also available upon request.

## TECHNICAL CHARACTERISTICS

AVAILABLE MODELS	• IWC01: Wireless controller for controlling radiator manifolds
USER INTERFACE	3 LEDs and a button, PC application for configuration
ANTENNA	SMA female connector for external antenna over the 868MHz ISM band.
FASTENING	DIN BAR
OPERATING TEMPERATURE	-40 ... +80 (°C)
STORAGE TEMPERATURE	-40 ... +80 (°C)
CONTAINER MATERIAL	Self-extinguishing ABS UL 94 V0
POWER SUPPLY	18 to 32VDC typically 24VDC
DIGITAL OUTPUTS	8 Digital relay outputs; ability to switch 6 loads@220VAC
ANALOGUE INPUTS	4 PT1000 Analogue Inputs; the inputs can be converted to Digital Inputs
OPTIONAL PORTS	Models with 1 RS485 port (ModBUS) and one IE-EBUS port are also available as an option
LITHIUM RTC BATTERY LIFE	Typically 5 years
TRANSMISSION FREQUENCY	868 Mhz ISM band
TRANSMISSION POWER	2.5 to 25 mW (25mW nominal)
OUTDOOR DISTANCE	Typically 5 Km
CONSTRUCTION STANDARDS	CEI
CONNECTIVITY	USB, Wireless- Local, RS485 port
RADIO DISTURBANCES	EN 61000-6 EN 55024:2010-11
PROTECTION RATING	IP30





## LoRa® SEEDER

LoRa® Seeder is the software tool for configuring the LoRa® Wireless Monitoring system by Intellienergy Tech®. It is compatible with Microsoft's Windows 8® and Windows 10® platforms and will soon be available on the LINUX platform. LoRa® Seeder allows you to modify the operating configurations of all probe models (temperature, humidity, brightness, level, VOC, CO2, 20WGI-Master Modbus, etc.) using an accessory connected to the USB port of the PC (Dongle LoRa®).

On the other hand, it connects directly, via a USB port, to the IGW0xx receivers, making the association operations between probes and receivers simple and fast, also allowing to automatically produce the mapping documentation of the Modbus® registers for the System Integrators.

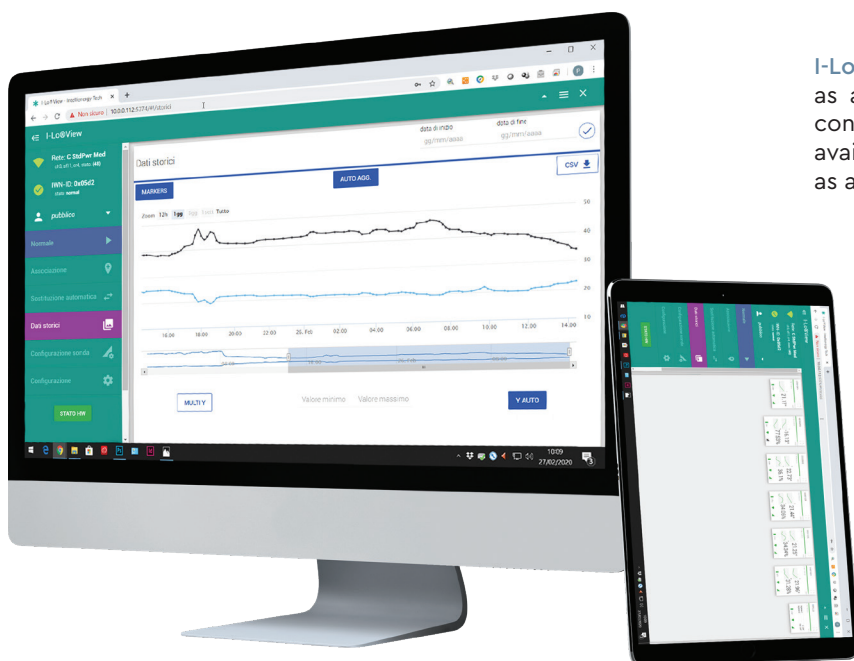
For receivers equipped with the Data Logger function, Seeder allows you to download data from the receiver and store them on its database, to view them graphically and export them in CSV format.



## I-Lo®-View

**I-Lo®-View**, thanks to the use of a LoRa® USB DONGLE (available as an accessory), it transforms any Windows 10® PC into a powerful datalogger server capable of managing all models of Intellienergy wireless probes. On the same PC, or on any other fixed or mobile device (Smartphone, Tablet) connected to the same network, it is possible to consult or manage the entire wireless system, simply by using a Web browser (such as Chrome).

Several users can be connected to **I-Lo®-View** at the same time and access the probe data, both real-time and historical data, being able to compare multiple sensors simultaneously. In addition to the specific sensor data (temperature, humidity, brightness, VOC air quality, CO2 concentration, etc.). **I-Lo®-View** also displays and stores "service" data, such as communication quality and battery levels. If the user has administrator permissions, he can also change the operating parameters of the probes (for example the sampling intervals of the sensors and those for sending measurements).



**I-Lo®-View** it is installed in the Windows environment as a service and is therefore active even if no user is connected to the PC where it is installed. A version is also available for Linux (x86 / x64 / arm) that can be installed as a normal application.