digicom
ENERGY

CATALOGUE – 2022 edition

04 COMMUNICATION

Communicate, connect, interconnect devices through various interfaces using the cellular network.
PLCs, microcontrollers, industrial computers must be increasingly connected to interact, monitor, and send to the Cloud in any situation.

In situations where the local network is not available or a backup is needed, a wireless modem or router can be used, which, with a SIM card, allows connection at low cost.
Easy configuration, either through the Web or serial commands, make modems and routers versatile and adaptable to various contexts and applications, whether Real-Time or Linux-based.

Equipped with secure connection systems such as https or VPN to guarantee data protection, these communication devices have the possibility of being updated remotely.
4G/2G modem with serial ports, USB, 4G router with LAN and serial ports offer the possibility to quickly and securely connect IoT devices.

RELIABILITY

STRENGTH

EFFICIENCY

For the Lift and Escalator sector, we have developed a series of dedicated devices to meet the specific requirements of these applications.

Digicom Energy has been active in the lift industry for more than 15 years with a complete range of communication devices using the latest and most suitable technologies such as 4G, VoLTE or 868 MHz. Routers, Gateways and Sensors capable of connecting

Lifts and Escalators to remote monitoring and remote alarm systems.

All equipped with voice interfaces for hands-free voice alarms and battery backup to stay online at all times.

Control panels and sensors can also be connected to handle alarms and usage information to manage preventive maintenance systems.

Robust, reliable and all remotely upgradeable to be always efficient.

2G Industrial Pro

#Modem and Router

ORDER CODE
8D5895AMDM

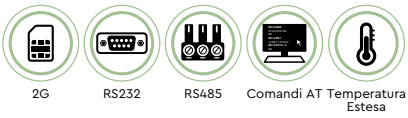

GSM/GPRS serial modem

- GSM Quad-band (850/900/1800/1900 MHz)
- RS232 and RS485 data interface
- Built-in TCP/IP full stack
- Micro APP for AT command interpreter
- DIN-rail mounting kit

2G Industrial Pro is Digicom's GSM/GPRS serial modem, ideal for use in various DATA and SMS applications.
As in previous versions, it is equipped with a dedicated microprocessor, guaranteeing the compatibility, soundness and robustness of a firmware developed and evolved over the years.
Dual RS485 and RS232 serial ports make it suitable for installation in control panels.
Its compact dimensions, built-in DIN rail and extended power supply range make it ideal for industrial applications.
SMS remote management makes it possible to change configuration and check the quality of the GSM network.
With 2G Industrial Pro, any AT commands not included in the software can be handled as additional strings directly by the built-in microprocessor.
The TCP/IP stack allows applications not designed for the IP protocol to be delivered over the Internet to servers.
Using the built-in microprocessor, it is possible to manage the automatic reboot to keep the modem always online.
The extremely compact and robust design, made entirely of ABS with industrial features, allows for fast attachment via the built-in DIN holder.

APPLICATIONS
Industrial
Data and SMS

CERTIFICATIONS
R&TTE approval
CE Marking

PACKAGE CONTENTS
8D5895AMDM 2G INDUSTRIAL PRO
GSM antenna with 3-metre cable
Antenna wall mounting bracket
4-pin screw terminal for power supply
RS485 screw terminals
Quick Guide

TECHNICAL CHARACTERISTICS

MOBILE NETWORK TYPE	Modem Quad-band 850/900/1800/1900 MHz Class 10 GPRS ETSI GSM Phase 2+ standard compatible GSM 850/900 MHz Class 4 radio (2W output power) DCS 1800/1900 MHz Class 1 radio (1W output power) External antenna with SMA connector
GENERAL SPECIFICATIONS	Internal microprocessor management Data transmission up to 9600bit/s in GSM/CSD (point-to-point) mode Data transmission up to 85.6Kbit/s in GPRS mode Data reception up to 42.8Kbit/s in GPRS mode Analogue protocol management V.32, V22bis ISDN V.110 protocol management Non-transparent mode (RLP) PDU and Text Mode SMS (MT/MO) Push type SIM card slot (3 – 1.8V) Data interface: RS232 9pin (V24/V28) RS485 over 3 Wires
SUPPORT	AT command support (GSM 07.07 and 07.05) Support for Windows 10, 7, Vista, XP, 2000 Linux Support
POWER SUPPLY	9–32 VDC
TEMPERATURE	Temperature range: -20°C / +55°C
OTHER	Indicator lights: Power supply and GSM Dimensions: Approx. 115 × 99 × 23 mm Weight: Approx. 90g

4G Industrial Pro

#Modem and Router

ORDER CODE
8D5895MDM

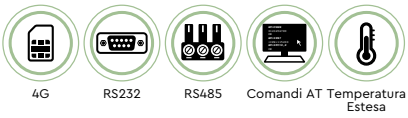

APPLICATIONS
Industrial
Remote monitoring
Remote Management

CERTIFICATIONS
R&TTE approval
CE Marking

PACKAGE CONTENTS
8D5895MDM 4G INDUSTRIAL PRO
4G 2G antenna with 3-metre cable
Antenna wall mounting bracket
4-pin screw terminal for power supply
RS485 screw terminals
Quick Guide

4G/2G serial modem

- 4G/LTE CAT1 (800/1800/2600 MHz)
- GSM Quad-band (850/900/1800/1900 MHz)
- RS232 and RS485 data interface
- Ideal for connecting PLCs and industrial controllers
- Built-in TCP/IP full stack
- Micro APP for AT command interpreter
- DIN-rail mounting kit

4G Industrial Pro is Digicom's serial modem, ideal for use in various industrial applications.
It is equipped with a dedicated microprocessor soundness and robustness of a firmware developed and evolved over the years.
Dual RS485 and RS232 serial ports make it suitable for installation in control panels.
Its compact dimensions, built-in DIN rail, and extended power supply range make it suitable for various remote control and remote management applications and as a communication gateway.
Remote management through SMS makes it possible to change configuration and check the quality of the cellular network.
With 4G Industrial Pro, any AT commands not included in the software can be handled as additional strings directly by the built-in microprocessor.
The TCP/IP stack allows applications not designed for the IP protocol to be delivered over the Internet to servers.
Using the built-in microprocessor, it is possible to manage the automatic reboot to keep the modem always online.
The compact and robust design, made entirely of ABS with industrial features, allows for fast attachment via the built-in DIN holder.

TECHNICAL CHARACTERISTICS

TYPE OF MOBILE NETWORK	4G/LTE band B3/B7/B20 (1800/2600/800 MHz) GSM module: GSM/GPRS Class 10 Output power: Class 4 (2W/33dBm nominal maximum) for GSM at 900 MHz, Class 1 (1W/30dBm nominal maximum) for DCS at 1800 MHz Plug-in SIM card slot (1.8V – 3V) 4G/LTE Cat 1 speed (10Mbit/s download – 5Mbit/s in upload) Quad-band 850/900/1800/1900 MHz modem External antenna with SMA connector
GENERAL SPECIFICATIONS	Internal microprocessor management Non-transparent mode (RLP) PDU and Text Mode SMS (MT/MO) Push type SIM card slot (3 – 1.8V) Data interface: RS232 9pin (V24/V28) RS485 over 3 Wires
SUPPORT	AT command support (GSM 07.07 and 07.05) Support for Windows 10, 7, Vista, XP, 2000 Linux Support
POWER SUPPLY	9–32 VDC
TEMPERATURE	Temperature range: -20°C / +55°C
OTHER	Indicator lights: Power Supply and Signal Network Dimensions: Approx. 115 × 99 × 23 mm Weight: Approx. 90g

Cellular Modem

#Modem and Router

ORDER CODE
8D5885



2G/GSM/GPRS Cellular Modem

- GSM/GPRS Modem with RS232 serial port
- Built-in GSM antenna with possibility of external antenna
- Data and SMS applications
- Class 10 GPRS
- Serial and SMS AT controls management
- Auto Reboot

Cellular Modem is Digicom's GSM/GPRS serial modem, ideal for use in various DATA and SMS applications.
Equipped with a Microprocessor, to maintain compatibility with previous versions and to develop new applications where they cannot be implemented within the customer's device.
Cellular Modem can be used in any application where a DATA connection is needed to access and control the installation remotely, or to connect the periphery with the centre and transfer data periodically.
SMS remote management makes it possible to change configuration and check the quality of the GSM network.
With Cellular Modem, any AT commands not included in the software can be handled as additional strings directly by the built-in microprocessor.
Using the built-in microprocessor, it is possible to manage the automatic reboot to keep the modem always online.
The extremely compact and robust design, made entirely of ABS, allows for fast attachment.

APPLICATIONS
Industrial
Data and SMS

CERTIFICATIONS
R&TTE approval
CE Marking

PACKAGE CONTENTS
8D5885 CELLULAR MODEM
5VDC power supply unit
RJ45M-DB9F serial cable
3-metre antenna
Wall mounting kit
Quick Guide

External antenna

TECHNICAL CHARACTERISTICS

MOBILE NETWORK TYPE	Modem Quad-band 850/900/1800/1900 MHz Class 10 GPRS ETSI GSM Phase 2+ standard compatible GSM 850/900 MHz Class 4 radio (2W output power) DCS 1800/1900 MHz Class 1 radio (1W output power) Internal antenna with MCX connector for external antenna
SUPPORT	AT command support (GSM 07.07 and 07.05) Support for Windows 7, Vista, XP, 2000 Support for Mac OS 10.4.9 or higher Linux Support
GENERAL SPECIFICATIONS	Internal microprocessor management Data transmission up to 9600bit/s in GSM/CSD (point-to-point) mode Data transmission up to 85.6Kbit/s in GPRS mode Data reception up to 42.8Kbit/s in GPRS mode Analogue protocol management V.32, V22bis ISDN V.110 protocol management Non-Transparent mode (RLP) PDU and Text Mode SMS (MT/MO) Push type SIM card slot (3 – 1.8V) Data interface: RS232 9pin (V24/V28)
POWER SUPPLY	5VDC on standard jack plug
TEMPERATURE	Temperature range: 0°C / +50°C
OTHER	Indicator lights: Power supply and GSM Dimensions: Approx. 115 × 80 × 25 mm Weight: Approx. 90g

4G USB Modem 500

#Modem and Router

ORDER CODE
8D5912

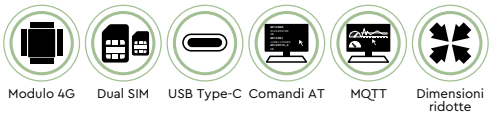

Industrial 4G LTE USB modem

- 4G CAT 4 module for data transfer up to 150Mbps
- 1 Type C USB port;
- Double external antenna
- Management from AT commands
- MQTT support
- SMS remote management
- Dual SIM for backup management
- Web-based configuration
- FTP or MQTT remote update

4G USB Modem 500 is specifically developed for the industrial and professional sector for remote control and monitoring of terminals and PLCs.
It is a USB Modem with 4G/LTE technology that can offer high connection speeds (up to 150 Mbps) thanks to the latest generation LTE CAT 4 module.
Ideal applications include its use in Linux-based controllers and devices.
The operating system will see the modem through the ttyUSB ports.
It is also possible to have the Remote NDIS interface to view it as a network resource.
The management of 4G USB Modem 500 is fully available via AT commands.
Several modes are provided for power supply: from the USB port (preferably 1A) or externally with an extended 12–24 VDC range typical of industrial switchboard solutions.
4G USB Modem 500 is equipped with 2 removable external antennas with standard SMA connection for possible replacement with different models according to installation needs.

APPLICATIONS
Industrial / Professional
Remote monitoring
Monitoring

CERTIFICATIONS
CE Marking
RED
RoHS

PACKAGE CONTENTS
8D5895MDM 4G INDUSTRIAL PRO
4G 2G antenna with 3-metre cable
Antenna wall mounting bracket
4-pin screw terminal for power supply
RS485 screw terminals
Quick Guide

TECHNICAL CHARACTERISTICS

TYPE OF MOBILE NETWORK	4G/- LTE band B1/B3/B7/B8/B20 (2100/1800/2600/900/800/MHz) HSPA+/UMTS/WCDMA bands B1/B5/B8 (2100/850/900 MHz) GSM/GPRS bands B3/B8 (1800/900 MHz)
SPEED	4G/LTE DL150Mbps / UL50Mbps, HSPA+/UMTS/WCDMA DL 21.6Mbps /UL 5.76Mbps
INTERFACES	1 USB port for configuration, data and power 2 Slots for SIM cards of any operator (1 2FF and 1 3FF)
ANTENNAS	2 external 4G/3G/2G antennas on SMA connector
FEATURES'	4G/3G/2G automatic and manual connection USB port firmware upgrade available
POWER SUPPLY	12–24VDC power supply
TEMPERATURE	Ambient operating temperature: -10°C to +70°C Operating humidity: 20% to 80% non-condensing
OTHER	Material and Weight: Aluminium, 300 g. Dimensions 82 × 83 × 30 mm Installation: DIN rail or table

4G Router 500

#Modem and Router

ORDER CODE
8D5913

Modulo 4G | Dual SIM | Comandi AT | MQTT | USB Type-C | Ethernet | RS232 | RS485 | Dimensioni ridotte

4G LTE industrial router

- 4G CAT 4 module for data transfer up to 150 Mbps
- Double external antenna
- ModBUS RTU to TCP support
- ModBUS RTU to MQTT support
- Dual SIM for backup management
- Web Server-based configuration

The 4G Router 500 is a router developed for the industrial and professional sector for remote control and monitoring such as PLCs, microcontrollers, input/output devices or energy meters.
It uses 4G/LTE technology that can offer high connection speeds (up to 150 Mbps) thanks to the latest generation LTE CAT 4 module.
Ideal applications include use where it is necessary to interface with LAN and RS485 or RS232 serial devices and manage digital inputs/outputs.
MQTT support allows information to be sent to the Cloud in an efficient and up-to-date manner typical of new IoT solutions.
Router management is entirely available via a WEB interface with simple, intuitive menus.
An extended range of 9-32 VDC typical of industrial switchgear solutions is provided for the power supply.
4G Router 500 is equipped with 2 removable external antennas with standard SMA connection for possible replacement with different models according to installation needs.
The use of a metal mechanism with a DIN rail mounting kit simplifies installation in electrical cabinets.
VPN support completes the package.
Only one SIM, or two in case of backup needs, is needed to handle all requirements.
Advanced features such as SMS remote management make it particularly suitable for remote control applications.

APPLICATIONS
Industrial / Professional
Remote monitoring
Monitoring

CERTIFICATIONS
CE Marking
RED
RoHS

PACKAGE CONTENTS
8D5913 4G ROUTER 500
2 4G antennas
1 Ethernet Cable
Quick Guide

TECHNICAL CHARACTERISTICS

TYPE OF MOBILE NETWORK	4G/- LTE band B1/B3/B7/B8/B20 (2100/1800/2600/900/800/MHz) HSPA+/UMTS/WCDMA bands B1/B5/B8 (2100/850/900 MHz) GSM/GPRS bands B3/B8 (1800/900 MHz)
SPEED	4G/LTE DL150Mbps / UL50Mbps, HSPA+/UMTS/WCDMA DL 21.6Mbps/UL 5.76Mbps
INTERFACES	2 LAN 10/100BT ports 1 USB port for configuration/upgrades 1 RS485/RS232 Serial Port 2 Slots for SIM cards of any operator (1 2FF and 1 3FF)
ANTENNAS	2 external 4G/3G/2G antennas on SMA connector
CONFIGURATION	Via internal WEB interface
FEATURES'	4G/3G/2G automatic and manual connection USB port firmware upgrade available ModBUS RTU to ModBUS TCP protocol support ModBUS RTIU to MQTT protocol support
POWER SUPPLY	9-32VDC
TEMPERATURE	Ambient operating temperature: -10°C to +60°C
OTHER	Material and Weight: Aluminium, 300 g. Dimensions 80 × 80 × 30 mm Installation: table or DIN rail

4G Router 300

#Modem and Router

ORDER CODE
8D4631

Modulo 4G | Dual SIM | Temperatura Estesa | MQTT | Ethernet | RS232 | RS485 | Dimensioni ridotte

4G Router Remote Control with VPN

- 4G CAT 4 module for data transfer up to 150Mbps
- IPSEC/GRE/OpenVPN VPN support
- ModBUS RTU / TCP gateway support
- MQTT support
- Dual SIM for backup management
- Web-based configuration
- Power range from 9÷36 VDC

4G Router 300 is a compactly designed router with an built-in 4G/LTE module, designed for applications in the industrial and professional market. The 4G CAT4 module achieves download speeds of up to 150 Mbps and upload speeds of up to 50 Mbps.
All functionalities and components have been optimised for wide use, from the extended temperature range (-40°C to +75°C), power supply (9 to 36 VDC) to power management, to provide a positive response to the diverse installation requirements of the professional and industrial sector.
The 4G/3G/2G antenna is removable on an SMA connector to allow the use of different, higher-gain or outdoor antennas.
Furthermore, the presence of a second antenna connector (AUX) allows the diversity function to be activated for mobile applications or poor reception.
4G Router 300 is a professional router that, in addition to the more classic functions such as NAT, DHCP server and DynDNS, supports advanced services: firewall, VPN, VRRP and remote connection.
VPN support is complete: VPN/IPSEC , GRE , OpenVPN
A RS485 or RS232 serial port for connecting PLCs with ModBus RTU and TCP protocol to servers completes the equipment. The possibility of sending data from ModBUS to MQTT servers is also available.

APPLICATIONS
Industrial / Professional
Remote monitoring
Monitoring

CERTIFICATIONS
CE Marking
RED
RoHS

PACKAGE CONTENTS
8E4631 4G ROUTER 300
4G/3G/2G omni-directional antennas
Ethernet cable – length 1m
DIN-rail mounting kit
Quick Guide

TECHNICAL CHARACTERISTICS

MODULE FREQUENCY	Standards: 4G cat 4 /3G/2G LTE FDD: B1/B2/B3/B4/B5/B7/B8/B20/B28/B28A LTE TDD: B40 3G: B1/B2/B5/B8 2G: B2/B3/B5/B8
SPEED	4G: 150 Mbps (DL), 50Mbps (UL)
INTERFACES	1 LAN 10/100BT port 1.5KV insulation protection Serial Port Number of ports: 1 x RS-232 and 1 x RS-485 EDS protection: ±15KV Baud Rate: 300bps at 115200 RS-232: TxD, RxD, GND RS-485: Data+ (A), Data- (B), GND Screw Connector Double SIM (3V & 1.8V)
ANTENNAS	4G/3G/2G omni-directional antennas Quad-band included SMA Main connector SMA Aux connector (for diversity) Impedance: 50 ohm
POWER SUPPLY	Input: +9 VDC to 36 VDC / 1A min
TEMPERATURE	Ambient operating temperature: -40°C to +75°C
OTHER	Weight: 300g Dimensions: 83 × 94 × 29 mm Installation: table or DIN rail

4G Router W402

#Modem and Router

ORDER CODE
8E4636



4G routers for Industrial and Wi-Fi applications

- High-speed 4G CAT 4 module (up to 150Mbps)
- 2.4 GHz Wi-Fi
- VPN support
- ModBUS RTU support
- MQTT support
- Web-based configuration

The 4G Router W402 is a compactly designed router with an built-in 4G/LTE module, specially designed for applications in the industrial and energy markets to connect switchboards, control panels and PLCs. All features and components have been optimised for wide use, from the extended temperature range to the power supply and power management, to provide a positive response to different installation requirements.
The 4G/3G/2G antenna is removable on an SMA connector to allow the use of different, higher-gain or outdoor antennas.
The Wi-Fi antenna is also on an SMA connector to improve coverage in applications where the installation is inside metal cabinets.
The metal case, the frontal connectors and the drawer SIM holder have been carefully designed for maximum flexibility and functionality.
4G Router W402 is a technical router that, in addition to translation functions, supports the most popular VPN security protocols.
The RS485 serial port for connecting PLCs with ModBUS RTU and TCP protocol to servers completes the equipment.
The possibility of sending data to MQTT servers is also available.

APPLICATIONS
Industrial / Professional
Remote monitoring
Monitoring

CERTIFICATIONS
CE Marking
RED
RoHS

PACKAGE CONTENTS
8E4636 4G ROUTER W402
Power supply unit
Ethernet Cable
Serial Cable
4G antenna with cable
Wi-Fi antenna
DIN-rail mounting kit
Quick Guide

TECHNICAL CHARACTERISTICS

MODULE FREQUENCY	Standard: 4G/3G/2G LTE FDD: B1/B3/B5/B7/B8/B20/B28 LTE TDD: B38/B40 3G: B1/B5/B8 2G: B1/B8
SPEED'	4G: 150 Mbps (DL), 50Mbps (UL)
INTERFACES	1 LAN 10/100BT port 1 LAN/WAN 10/100BT port 2.4 GHz Wi-Fi Standard IEEE802.11b/g/n Security: WEP, WPA, WPA2 Serial Port Number of ports: 1 x RS-485 EDS protection: ±15KV Baud Rate: 300bps at 115200 RS-485: Data+ (A), Data- (B), GND Screw Connector 1 SIM (3V & 1.8V)
ANTENNAS	4G/3G/2G omni-directional Quad-band antenna SMA Main connector Omnidirectional Wi-Fi antenna SMA-R connector
POWER SUPPLY	Input: +5 VDC to 36 VDC / 1.5A min
TEMPERATURE	from −35°C to +75°C
OTHER	Dimensions: 89 × 93 × 24 mm Weight: 250 g

2G Lift 72H

#Gateway, Router, Lift systems

ORDER CODE
8D5799
8D5799UK

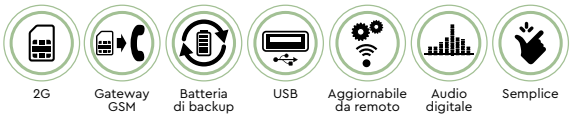

GSM/GPRS Lift Gateway

- Universal GSM/GPRS communicator
- Built-in backup battery
- Roaming block management
- Digital PCM audio management
- EN 81-28 compliant

The Communicator meets all the new demands of the LIFT market while maintaining the proven reliability of Digicom's solutions in the industry. 2G Lift 72H is equipped with an FxS analogue port to connect to any remote alarm system. The analogue port simulates a Telecom telephone line by using the GSM network instead of land lines, with a considerable reduction in fixed costs!
Digital audio management (which has always been used in our gateways) minimises distortion and noise, giving a high sound output. This helps us ensure maximum interoperability with Ademco-based remote alarm protocols, Contact ID, P100, CPC, etc.
We focused on audio management with the GSM network to minimise distortion introduced by mobile network codecs on DTMF tones, developing a unique system called SMART CODEC MANAGEMENT. This function reduces errors in the DTMF sequence, limiting DTMF retransmissions and the number of calls.
For IP management, we integrated the M2CC protocol to manage periodic calls and information via TCP/IP while saving on management costs.
An application on the server or in the cloud will be sufficient to easily manage thousands of lifts.
2G Lift 72H can be updated remotely via the GPRS connection. This makes it possible to update installed equipment without having to travel to the site.

APPLICATIONS
Lifts

CERTIFICATIONS
CE Marking
RED
RoHS
EN 81-28 , EN 81-20 compliant

PACKAGE CONTENTS
8D5799 2G 72H LIFT
Omnidirectional 3G/2G antenna
12VDC-1A power supply unit
Backup battery
Wall-mounting kit
Operations Manual

OTHER VERSIONS
8D5799UK UK power supply unit version

TECHNICAL CHARACTERISTICS

MOBILE NETWORK TYPE	GSM quad band 850/900/1800/1900 MHz GSM module: GSM/GPRS Plug-in SIM card slot (1.8V – 3V)
CONFIGURATION	Management and configuration via SMS or DTMF phone List of 4 users authorised to configure the device List of 4 users authorised to receive information messages from 2G 72H Lift Remote query for battery status and GSM signal quality
TELEPHONE INTERFACE	Voice Interface: FXS 2 RJ11 connectors (voice) Off-hook AC impedance: 600 ohm Call type: Tone (DTMF)
BACKUP BATTERY	Rechargeable Lithium Polymer battery 1,400 mAh Standby time: Approx. 4 hours (*) Talk time: Approx. 1 hour and 30 minutes
ANTENNA	Omni-directional Quad-band antenna included SMA connector Impedance: 50 ohm
POWER SUPPLY	External adapter Input: 100-240 Vac / 50-60Hz / 0.5A Output: 12Vcc / 1A
TEMPERATURE	from 0°C to +45°C
OTHER	Dimensions: 115 × 80 × 45 mm

4G Lift PRO

#Gateway, Router, Lift systems

ORDER CODE
8D5895



Universal 4G gateway with serial port

- Analogue gateway with RS232 and RS485 serial port
- FxS analogue port for connection with alarm system
- Built-in long-life backup battery
- Built-in RS232 and RS485 serial port for telemetry with lift control devices
- GPRS -TCP/IP ready platform
- 4G VoLTE Ready

An innovative product that is fully compatible with existing remote alarms on the market. 4G LIFT PRO is equipped with an FxS analogue port to connect to any alarm system. The analogue port simulates a PSTN telephone line using the GSM network instead of land lines with a significant cost reduction.
4G LIFT PRO also has a built-in RS232 and RS485 serial port to connect to the lift control board and manage all telemetry data.
Alarm centres and facility operators are increasingly able to manage telemetry information coming from the lift control unit. This data makes it possible to better manage the installed equipment to ensure that the lift is fully operational in all conditions. The serial port is connected to the Centre with IP protocol and all data is sent via the 4G network to the Operations Centre server.
4G LIFT PRO implements a sophisticated system for handling DTMF tones on the 4G and 2G network. This function allows each centre to report the DTMF tone sequence, avoiding any interruption in DTMF transmission.

APPLICATIONS
Lifts

CERTIFICATIONS
CE Marking
RED
RoHS
EN 81-28 , EN 81-20 compliant

PACKAGE CONTENTS
8D5895 4G LIFT PRO
4G antenna with 3-metre cable
Antenna wall mounting bracket
4-pin screw terminal block for power supply
5-pin screw terminal block for FXS voice interface
1.5 metre telephone cable for connecting telephone dialers
Switching power supply unit (IN: 100-240 Vac/50-60Hz/0.5A OUT: 12 VDC/1A)
DIN bracket
Operations Manual

TECHNICAL CHARACTERISTICS

4G/2G	4G/LTE bands B3/B7/B20 (1800/2600/800 MHz) GSM module: GSM/GPRS Class 10 Plug-in SIM card slot (1.8V – 3V) 4G/LTE Cat 1 speed (10Mbit/s in Download – 5Mbit/s in Upload)
TELEPHONE INTERFACE	Voice Interface: FXS Call type: Tone (DTMF)
OTHER INTERFACES	RS232 Serial Interface (on DB9) RS485 serial interface (on removable connector) Port speed 9600 to 115,200 bps
CONFIGURATION	SMS management and configuration of the device List of 4 users authorised to configure the device List of 4 users authorised to receive information messages from 4G Lift Pro Sending Low Battery message Remote Reboot Management, to force a new registration to the 4G/2G network Automatic reboot every 24 hours
BACKUP BATTERY	Stand-by time: Approx. 3 hours Talk time: Approx. 1 hour and 30 minutes
ANTENNA	Omni-directional 4G/2G antenna included SMA connector
POWER SUPPLY	Extended power supply range: 9 to 32 VDC External adapter: Input: 100-240 Vac / 50-60Hz / 0,5A; Output: 12Vcc / 1A
TEMPERATURE	from -20°C to +55°C
OTHER	Dimensions: 115 × 99 × 22.5 mm Protection rating: IP30

2G Lift PRO

#Gateway, Router, Lift systems

ORDER CODE
8D5895A

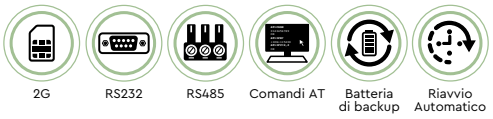

Universal 2G gateway with serial port

- Analogue gateway with RS232 and RS485 serial port
- FxS analogue port for connection with alarm system
- Built-in long-life backup battery
- Built-in RS232 and RS485 serial port for telemetry with lift control devices
- GPRS -TCP/IP ready platform
- High-quality DTMF performance on the GSM network

An innovative product that is fully compatible with products already on the market. 2G LIFT PRO is equipped with an FxS analogue port to connect to any alarm system. The analogue port simulates a PSTN telephone line using the GSM network instead of a fixed line with a significant cost reduction.
2G LIFT PRO also has a built-in RS232 and RS485 serial port that can be configured to connect to the lift control board and manage all telemetry data.
The latest generation of Safety Alarm Data Centres are able to manage telemetry information coming from the lift control unit. With this data, preventive maintenance can be scheduled to ensure that the lift is fully operational in all conditions.
The serial port is connected to a DB9 connector (Tx, Rx and GND) so that all data is sent remotely over the 2G network.
2G LIFT Pro implements a sophisticated system for handling DTMF tones on the 2G network. This function allows each centre to report the DTMF tone sequence, avoiding any interruption in DTMF transmission.

APPLICATIONS
Lifts

CERTIFICATIONS
CE Marking
RED
RoHS
EN 81-28 , EN 81-20 compliant

PACKAGE CONTENTS
8D5895A 2G LIFT PRO
GSM antenna with 3-metre cable
Antenna wall mounting bracket
4-pin screw terminal block for power supply
5-pin screw terminal block for FXS voice interface
1.5 metre telephone cable for connecting telephone dialers
Switching power supply unit (IN: 100-240 Vac/50-60Hz/0.5A OUT: 12 VDC/1A)
DIN bracket
Operations Manual

TECHNICAL CHARACTERISTICS

GSM	Dual-Band GSM 900/1800 MHz GSM module: GSM/GPRS Class 10 Plug-in SIM card slot (1.8V – 3V)
TELEPHONE INTERFACE	Voice Interface: FXS Call type: Tone (DTMF)
OTHER INTERFACES	RS232 Serial Interface (on DB9) RS485 serial interface (on removable connector) Port speed 9600 to 115,200 bps
CONFIGURATION	SMS management and configuration of the device List of 4 users authorised to configure the device List of 4 users authorised to receive information messages from 2G Lift Pro Sending Low Battery message Sending shutdown message shortly before shutdown due to complete discharge of backup battery Remote Reboot Management, to force a new registration to the GSM network Automatic reboot every 24 hours
BACKUP BATTERY	Stand-by time: Approx. 3 hours Talk time: Approx. 1 hour and 30 minutes
GSM ANTENNA	Omni-directional Dual-band GSM antenna included SMA connector
POWER SUPPLY	Extended power supply range: 9 to 32 VDC External adapter: Input: 100-240 Vac / 50-60Hz / 0,5A; Output: 12Vcc / 1A
TEMPERATURE	Operating temperature: -20°C to +55°C
OTHER	Dimensions: 115 × 99 × 22.5 mm Protection rating: IP30

4G LiftGATE 4000

#Gateway, Router, Lift systems

ORDER CODE
8D5910

4G/3G/2G · BLE · Radio 868 MHz · Wi-Fi · VoLTE · Batteria di backup · Ethernet · RS232 · RS485 · MQTT

4G IoT Gateway for Lift and Escalators

- 4G VoLTE Ready
- Built-in backup battery
- SMS remote management
- MQTT support
- Custom application support

It is the technological HUB that connects all devices and sensors in the lifts, and thus has a strategic role within the solution. Its versatility and integration with our wireless sensor devices and integration with our Cloud make it one of the most complete in the lift industry.
With the 4G LIFTGATE 4000, it is possible to implement monitoring and preventive maintenance solutions applicable to all existing lifts. Emergency telephone systems, displays, sensors and cameras are shared in the one device that can also connect the control panel to a cloud. The 4 LAN ports increase its potential to implement lift cabin digitisation solutions.
Just one SIM, or two if backup is needed, is enough to handle all the lift's needs: from voice support for SOS and periodic calls, to control panel telemetry via LAN. Full integration with the Cloud using the MQTT protocol.
With the 868 MHz radio interface it is possible to connect our intelligent wireless sensors to detect abnormal situations (blockages, rope elongations, alarm activations, temperatures and motor vibrations).

APPLICATIONS
Lifts
Escalators

CERTIFICATIONS
CE Marking
RED
RoHS
EN 81–28 compliant

PACKAGE CONTENTS
8D5910 4G LIFTGATE 4000
Ethernet Cable
12VDC, 1.5A power supply unit
4G antenna with 3-metre cable
Wi-Fi antenna
3 terminal block connectors
Quick Guide

TECHNICAL CHARACTERISTICS

TYPE OF NETWORK	4G/-LTE-FDD bands B1/B3/B7/B8/B20 (2100/1800/2600/900/800/MHz) HSPA+/UMTS/WCDMA bands B1/B5/B8 (2100/850/900 MHz) GSM/GPRS bands B3/B8 (1800/900 MHz)
SPEED	4G/LTE DL150Mbps / UL50Mbps, HSPA+/UMTS/WCDMA DL 21.6Mbps/UL 5.76Mbps
INTERFACES	4 RJ45 10/100Mbps LAN ports 2 FXS ports (for analogue telephone and intercom) 2 Slots for SIM cards of any operator (including e-sim) Dual-Band (2.4/5 GHz) IEEE 802.11a/b/g/n/ac Wi-Fi Radio 1 868 MHz radio interface for sensors 1 BLE (Blutetooth) interface 1 Digital input 1 Relay output (n.o. and n.c.) 1 12VDC output – 150 mA
TELEPHONE INTERFACE	Voice Interface: FXS Call type: Tone (DTMF)
OPERATION	SMS remote management for connection (ON/OFF), Status and Reboot DHCP Server and MAC reservation support Watch Dog Periodic with reboot every 24 hours Upgradeable firmware
ANTENNAS	2 4G/3G/2G antennas, 1 external on SMA connector (Main) and one internal (DIV) 1 External Wi-Fi antenna on SMA-R connector
POWER SUPPLY	9–32VDC
BACKUP BATTERY	Built-in Lithium Polymer 3.7 VDC – 4,000 mAh
TEMPERATURE	-10ºC to +50ºC
OTHER	Material and Weight: Aluminium, 300 gr. Dimensions 145 × 112 × 50 mm Installation: 35mm DIN rail (not included) or table

4G LiftGATE 3000

#Gateway, Router, Lift systems

ORDER CODE
8D5893
8D5893NL

APPLICATIONS
Lifts
Escalators

CERTIFICATIONS
CE Marking
RED
RoHS
EN 81-28 compliant

PACKAGE CONTENTS
8D5893 4G LIFTGATE 3000
Ethernet Cable
Telephone cable with terminals
12VDC, 1.5A power supply unit
2 4G antennas
Wi-Fi antenna
3 terminal block connectors
Quick Guide

OTHER VERSIONS
8D5893NL 4G LIFTGATE 3000NL
(version without Ethernet port)

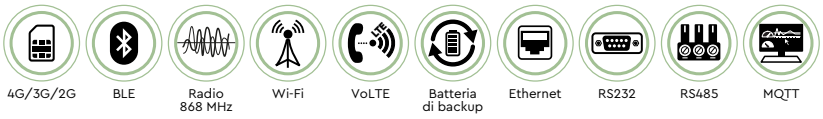

4G Gateway for Lift

- 4G VoLTE Ready
- Built-in backup battery
- SMS remote management
- MQTT support
- Custom application support

Designed to be the technological core that connects all devices in new and already installed lifts, it has a strategic role within the solution. Emergency telephone systems, displays, sensors and cameras are shared in the single device that also connects the control panel to a cloud.
Cameras and sensors can be connected for IoT on Lift (EEIoT) management, enabling preventive maintenance based on real operations or immediate reporting of faults.
Only one SIM, or two in case of backup needs, is needed to handle all lift requirements. Advanced features such as SMS remote management make it particularly suitable for Lift and EEIoT (lift escalator IoT) applications.
4G LIFTGATE 3000 can handle 2 voice interfaces so that the remote alarm can be connected on one interface, and a telephone on the second to perform intercom functions with the CAR in case of need.
The use of a multi-level firmware structure also allows the development of custom applications, which can interact with the device via APIs. With Quectel's QuecOpen mode, applications it is easier to integrate applications.

TECHNICAL CHARACTERISTICS

TYPE OF NETWORK	4G/-LTE-FDD bands B1/B3/B7/B8/B20 (2100/1800/2600/900/800/MHz) HSPA+/UMTS/WCDMA bands B1/B5/B8 (2100/850/900 MHz) GSM/GPRS bands B3/B8 (1800/900MHz)
SPEED	4G/LTE DL150Mbps / UL50Mbps, HSPA+/UMTS/WCDMA DL 21.6Mbps/UL 5.76 Mbps
INTERFACES	1 RJ45 10/100Mbps LAN ports 2 FXS ports (for analogue telephone and intercom) 2 Slots for SIM cards of any operator Dual-Band (2.4/5 GHz) IEEE 802.11a/b/g/n/ac Wi-Fi Radio 1 868 MHz radio interface for sensors 1 BLE (Blutetooth) interface 1 Digital input 1 Relay output (n.o. and n.c.) 1 12VDC output – 150 mA
TELEPHONE INTERFACE	Voice Interface: FXS Call type: Tone (DTMF)
OPERATION	SMS remote management for Connection (ON/OFF), Status and Reboot DHCP Server and MAC reservation support Watch Dog Periodic with reboot every 24 hours Upgradeable firmware
ANTENNAS	2 external 4G/3G/2G antennas on SMA connector 1 External Wi-Fi antenna on SMA-R connector
POWER SUPPLY	9–32VDC
TEMPERATURE	-10°C to +50°C
BACKUP BATTERY	built-in Lithium Polymer 3.7 VDC – 4,000 mAh
OTHER	Material and Weight: Aluminium, 300 gr. Dimensions 145 × 100 × 50 mm Installation: 35mm DIN rail (not included) or table

4G LiftGATE 1000

#Gateway, Router, Lift systems

ORDER CODE
8D5893A
8D5893ANL

4G/3G/2G | BLE | VoLTE | Batteria di backup | Ethernet | MQTT

4G Gateway for Lift

- 4G VoLTE Ready
- Built-in battery backup (with testing)
- SMS remote management
- MQTT support
- Custom application support

Designed to be the technological core in new and already installed lifts, it has the strategic function of communication.
Emergency phone systems, displays, IP cameras are shared in the one device that can also connect the control panel to a cloud. LAN remote management of the control panel allows accurate and targeted verification to quickly diagnose problems and resolve them.
In the version without the Ethernet port, configuring via the USB port has been simplified.
The USB port is automatically recognised by the operating system as a LAN interface with an IP address, like a classic Ethernet port.
Only one SIM, or two in case of backup, is needed to manage all the lift's needs: from voice support for SOS and periodic calls, to switchboard telemetry. Advanced features such as SMS and VPN remote management setting make it particularly suitable for Lift and EEIoT applications.
4G LIFTGATE 1000 can handle the Voice interface so that the remote alarm can be connected to the CAR in case of need.
The use of a multi-level firmware structure also allows the development of custom applications, which can interact with the device via APIs. With Quectel's QuecOpen mode, applications it is easier to integrate applications.

APPLICATIONS
Lifts
Escalators

CERTIFICATIONS
CE Marking
RED
RoHS
EN 81-28 compliant

PACKAGE CONTENTS
8D5893A 4G LIFTGATE 1000
Ethernet Cable
12VDC, 1.5A power supply unit
2 4G antennas
Quick Guide

OTHER VERSIONS
8D5893ANL 4G LIFTGATE 1000ANL (version without Ethernet port)

TECHNICAL CHARACTERISTICS

TYPE OF NETWORK	4G/-LTE-FDD bands B1/B3/B7/B8/B20 (2100/1800/2600/900/800/MHz) HSPA+/UMTS/WCDMA bands B1/B5/B8 (2100/850/900 MHz) GSM/GPRS bands B3/B8 (1800/900 MHz)
SPEED	4G/LTE DL150Mbps / UL50Mbps, HSPA+/UMTS/WCDMA DL 21.6Mbps/UL 5.76Mbps
INTERFACES	1 RJ45 10/100Mbps LAN port 1 FXS port (for analogue telephone) 2 Slots for SIM cards of any operator 1 BLE (Blutetooth) interface
TELEPHONE INTERFACE	Voice Interface: FXS Call type: Tone (DTMF)
ANTENNAS	2 external 4G/3G/2G antennas on SMA connector
FEATURES'	4G/3G/2G automatic and manual connection SMS remote management for Connection (ON/OFF), Status and Reboot Roaming can be deactivated DHCP Server and MAC reservation support Watch Dog Periodic with reboot every 24 hours(can be configured) Upgradeable firmware
POWER SUPPLY	9-32VDC
TEMPERATURE	-10°C to +50°C
BACKUP BATTERY	Built-in Lithium Polymer 3.7 VDC – 2,000 mAh
OTHER	Material and Weight: Aluminium, 300 gr. Dimensions 145 × 100 × 50 mm Installation: 35mm DIN rail (not included) or table

ORDER CODE
8D5894

PSTN remote alarm system for lifts

- High-quality two-way audio
- DTMF tones local and remote configuration
- Bluetooth local configuration
- Coppy BOX "Tri-phonic" control
- IoT 868 MHz sensors for pit water and smoke

Coppy incorporates all the latest remote alarm technology for the typical lift top installation.
It handles high-quality two-way audio with help messages in several languages for European use.
Coppy can be equipped with a powerful, state-of-the-art 2,000 mAh rechargeable battery to guarantee absolute performance.
In the event of lift problems or blockages, trapped persons can activate the call to the Service Centre by simply pressing the button in the car. Coppy will generate an identifier via DTMF protocol, for proper management by the Service Centre, which can be easily built into existing call management software. It will then be possible to establish two-way audio communication for managing the alarm.
IoT-ready, Coppy also has a built-in 868 MHz radio receiver to connect various sensors such as a pit water detector or cabin smoke detector.
The remote alarm system consists of the central unit, the core of the system, and Coppy BOX communication terminals for rooftop and pit tri-phonic needs.
The fundamental feature of the Digicom Coppy System is the management of Coppy BOXes with a simple pre-wired and self-powered LAN cable.

APPLICATIONS
Lifts

CERTIFICATIONS
CE Marking
RoHS
EN 81-28 , EN 81-70 compliant

PACKAGE CONTENTS
8D5894 COPPY
Mounting bracket
Operations Manual

TECHNICAL CHARACTERISTICS

INTERFACES	PSTN Telephone Interface (FXO) on screw terminal block 2 Additional Speech-to-Listen Voice Interfaces on RJ45
RADIO MODULE	BLE Low Energy radio module: Working frequencies from 2.402 to 2.480 GHz 868 radio module: Working frequency 868.65 MHz Frequency band 868.600 – 868.700
VOICE	Voice Calling Address book with 12 numbers that can be associated with various alarms Calling protocols: Vocal with message playback, Ring (CLI), Ademco, P100, Digicom
CONFIGURATION	Bluetooth Low Energy (BLE) local configuration with the use of a smartphone DTMF voice call remote configuration Periodic Calling (72 hours) Internal clock Technical alarms: battery, power failure, digital input, pit flooding Digital volume adjustment 2 Relay outputs (max. 60Vdc/Vac – 1A) 3 Inputs for SOS button, Alarm Reset/End, Alarm Filter, Sensor 3 LEDs for device status indication
POWER SUPPLY	9–30Vcc – 1A min
BACKUP BATTERY	Rechargeable (optional)
OTHER	Material and Weight: Aluminium, 300 gr. Dimensions 120 × 83 × 18 mm

Coppy BOX

#Gateway, Router, Lift systems

ORDER CODE
8D5898

Voce Allarme Semplice

Two-way Handsfree Terminal

- Two-way passive handsfree terminal
- RJ45 cable connection
- Remote powered by Coppy
- "Tri-phonic" management
- Quick and easy installation

The Coppy BOX device is an innovative audio terminal for lift alarm applications that is extremely versatile and quick and easy to install.
Coppy BOX is used when it is necessary to create tri-phonic applications on lift roofs or shafts.
Coppy BOX allows you to activate the remote alarm system and establish two-way audio communication to the outside or with the engine room. It can be used for both new installations and upgrades.
The Coppy BOX takes everything needed for operation from the central unit, including microphone, loudspeaker and power connections.
The button on the Coppy BOX is operated with only 2 wires without the need for any other connections. It was carefully designed to ensure the best audio quality by eliminating Larsen effects.
The compact size (19 mm thickness, among the thinnest on the market) makes it easy to install in various roof or pit scenarios or in applications with the Coppy Metal BOX version, behind the cabin operator panel (COP).
The Coppy BOX has 2 built-in LEDs required by EN 81-28 for signalling the sent alarm and the recorded alarm. This ensures that the alarm condition is always signalled at any Roof/Pit or Car point.

APPLICATIONS
Lifts

CERTIFICATIONS
CE Marking
RoHS
EN 81-28 , EN 81-70 compliant

PACKAGE CONTENTS
8D5898 COPPY BOX
Operations Manual

TECHNICAL CHARACTERISTICS

POWER SUPPLY	Remote powered by Coppy
OTHER	Built-in or external SOS button management Two-way handsfree Built-in microphone Built-in speaker 1 Alarm LED activated 1 Alarm LED received Dimensions: 100 × 64 × 19 mm

Coppy Metal BOX

#Gateway, Router, Lift systems

ORDER CODE
8D5894B

PSTN | Batteria ricaricabile | Radio 868 MHz | Configura via Bluetooth | Configura via SMS | Allarme | Voce | Semplice

APPLICATIONS
Lifts

CERTIFICATIONS
CE Marking
RoHS
EN 81–28 , EN 81–70 compliant

PACKAGE CONTENTS
8D5894B COPPY METAL BOX
12VDC-1A power supply unit
Operations Manual

PSTN remote alarm system for lifts

- High-quality two-way audio
- DTMF tones local and remote configuration
- Bluetooth local configuration
- Coppy BOX "Tri-phonic" control
- IoT 868 MHz sensors for pit water and smoke

Coppy Metal BOX encapsulates all Coppy technology in a robust metal case for typical lift roof installation.
It is equipped with a powerful, state-of-the-art 2,000 mAh rechargeable battery to guarantee absolute performance up to 6 hours in stand-by mode.
Coppy Metal BOX handles high-quality two-way audio with help messages in several languages for European use.
In the event of lift problems or blockages, trapped persons can activate the call to the Service Centre by simply pressing the button in the car. An alarm call will be generated immediately, over the telephone line, and at the same time a comforting audio message will be played to inform stranded people that an emergency call has been forwarded to the Service Centre.
Coppy Metal BOX manages the periodic call by programming its cadence according to the needs of the Service Centre using the most common protocols, and is able to send technical alarm calls in the event of problems and/or alerts (e.g. battery change, or power failure).
IoT-ready, Coppy Metal BOX also has a built-in 868 MHz radio receiver to connect various sensors.
The remote alarm system consists of the central unit, the core of the system, and hands-free terminals for Coppy Box communication.

TECHNICAL CHARACTERISTICS

INTERFACES	PSTN Telephone Interface (FXO) on screw terminal block 2 Additional Speech-to-Listen Voice Interfaces on RJ45
RADIO MODULE	BLE Low Energy radio module Working frequencies from 2.402 to 2.480 GHz 868 radio module: Working frequency 868.65 MHz Frequency band 868.600 – 868.700
VOICE	Voice Calling Address book with 12 numbers that can be associated with various alarms Calling protocols: Vocal with message playback, Ring (CLI), Ademco, P100, Digicom
CONFIGURATION	Bluetooth Low Energy (BLE) local configuration with the use of a smartphone DTMF voice call remote configuration Periodic Calling (72 hours) Internal clock Technical alarms: Battery, Power failure, Digital input, Pit flooding Digital volume adjustment Excellent sound quality 2 Relay outputs (max. 60Vdc/Vac – 1A) 3 Inputs for SOS button, Alarm Reset/End, Alarm Filter, Sensor 3 LEDs for device status indication
POWER SUPPLY	9–30Vcc – 1A min
BACKUP BATTERY	Rechargeable (optional)
OTHER	Metal housing for cab roof mounting

4G Lift Dialer

#Gateway, Router, Lift systems

ORDER CODE
8D5896

4G | Gateway GSM | Configura via DTMF | Configura via Bluetooth | Configura via SMS | Allarme | Voce | Aggiornabile da remoto | Semplice

Two-way 4G/LTE Lift Alarm System

- 4G/LTE module with built-in 2G backup
- 4G VoLTE Ready
- Local and remote configuration (DTMF/SMS/BLE)
- Connection to VoiceBOXes with only 2 wires
- "Tri-phonic" management
- IP telemetry over RS232 serial port

Extremely versatile and easy to install, the 4G Lift Dialer can be used for both new installations and upgrades.
4G Lift Dialer, is compatible with all VoiceBOXes for maximum flexibility.
In case of activation by simply pressing the button in the cabin, the comfort message will be played and the call to the rescue centre will be forwarded. 4G Lift Dialer will generate an identifier for proper handling by the Service Centre.
4G Lift Dialer handles the periodic 72 hour call by programming its cadence according to the needs of the Service Centre. It can send technical alarm calls in the event of problems and/or alerts (e.g. battery change, power failure, pit flooding alarm, etc.).
The complete remote alarm system consists of the 4G Lift Dialer card and VoiceBOX hands-free speakers for two-way communication with the car, roof and pit. The VoiceBOX voice unit is equipped with a loudspeaker, microphone and 2 LEDs to indicate the various stages of the call.
In fact, audio communication, power supply, and LED and button management is via just 2 wires. This allows everything to be installed quickly and without the need to lay additional wiring.

APPLICATIONS
Lifts

CERTIFICATIONS
CE Marking
RoHS
EN 81–28 , EN 81–70 compliant

PACKAGE CONTENTS
8D5896 4G LIFT DIALER
Omnidirectional 4G antenna
12VDC-1A power supply unit
Wall-mounting kit
Operations Manual

TECHNICAL CHARACTERISTICS

4G/LTE/GSM/GPRS MODULE	4G/LTE frequencies Tri-Band 800/1800/2600 MHz LTE Cat 1 – 10.3Mbits DL, 5.2 Mbits UL 2G frequencies Dual-Band 900/1800 MHz GSM module: GPRS/GSM Class 10
OUTPUT POWER	LTE Power Class Power Class 3 (23 dBm) GSM/GPRS (GMSK) Power Class Power Class 4 (33 dBm) for 900 MHz E-GSM band Power Class 1 (30 dBm) for 1800 MHz
INTERFACES	1 2-wire interface for "BUS" VoiceBOX 1 FXS interface for telephone (configuration/intercom) Removable screw terminal block Bluetooth interface for configuration 1 RS232 serial port (on RJ45) for Quadro telemetry 1 Guest USB port for local update SIM CARD Plug-in (1.8V – 3V compatible)
INPUTS AND OUTPUTS	3 Inputs for SOS Alarm, Technical Alarms, Filter Management 2 Relay outputs (N.O. and N.C.)
ANTENNAS	SMA connector for 4G external antenna Impedance: 50 ohm
POWER SUPPLY	12 ÷ 24 Vcc / 1A min
BACKUP BATTERY	Li-Ion 3.7V (optional) Max. consumption ~ 12W
OTHER	Dimensions: 115 × 80 × 25 mm

2G Lift Dialer

#Gateway, Router, Lift systems

ORDER CODE
8D5897

2G two-way lift alarm system

- Built-in 2G/GSM/GPRS module
- DTMF tones local and remote configuration
- Connection to VoiceBOXes with only 2 wires
- VoiceBox "tri-phonic" management
- IP telemetry over RS232 serial port
- DIN rail mounting

Equipped with an upgraded GSM module, it is extremely versatile and quick and easy to install, and can be used for both new installations and upgrades. This new version of Lift Dialer combines the functionality of the previous version with some innovations such as the presence of the Bluetooth interface for configuration.
In the event of lift problems with blockages, trapped persons can activate the call to the Service Centre by simply pressing the button in the car. An alarm call will be generated immediately, via the GSM telephone line, and a comfort audio message will be played at the same time. 2G Lift Dialer will generate an identifier for proper handling by the Service Centre.
2G Lift Dialer is easily integrated within existing call management software. It will then be possible to establish two-way audio communication for alarm management.
2G Lift Dialer manages the periodic 72 H call by programming its cadence according to the Service Centre's needs and is able to send technical alarm calls in case of problems and/or alerts (e.g. battery change, power failure, pit flooding alarm, etc.).
The remote alarm system consists of the central unit, the heart of the system: 2G Lift Dialer and the hands-free speaker phone for communication: VoiceBOX.
A key feature of the Digicom system is the management of VoiceBOXes with only 2 wires in "self-powered" mode.
Great care was taken with the two-way audio part. GSM audio management is digital to ensure the best voice performance.

APPLICATIONS
Lifts

CERTIFICATIONS
CE Marking
RoHS
EN 81–28 , EN 81–70 compliant

PACKAGE CONTENTS
8D5897 2G LIFT DIALER
Omnidirectional 3G/2G antenna
12VDC-1A power supply unit
Wall-mounting kit
Operations Manual

TECHNICAL CHARACTERISTICS

2G/GPRS MODULE	2G frequencies Dual-Band 800/900/1800/1900 MHz GSM module: GPRS/GSM Class 10
OUTPUT POWER	GSM/GPRS (GMSK) Power Class Power Class 4 (33 dBm) for 900 MHz Power Class 1 (30 dBm) for 1800 MHz
INTERFACES	1 2-wire interface for "BUS" VoiceBOX 1 FXS interface for telephone (configuration/intercom) Removable screw terminal block Bluetooth interface for configuration 1 RS232 serial port (on RJ45) for Quadro telemetry 1 USB port for local update SIM CARD Plug-in (1.8V – 3V compatible)
INPUTS AND OUTPUTS	3 Inputs for SOS Alarm, Technical Alarms, Filter Management 2 Relay outputs (N.O. and N.C.)
ANTENNAS	SMA connector for 2G external antenna Impedance: 50 ohm
POWER SUPPLY	12 ÷ 24 Vcc / 1A min
BACKUP BATTERY	Li-Ion 3.7V (optional) Max. consumption ~ 12W
OTHER	Dimensions: 115 × 80 × 25 mm

4G Lift Dialer BOX

#Gateway, Router, Lift systems

ORDER CODE
8D5896B

4G | Gateway GSM | Configura via DTMF | Configura via Bluetooth | Configura via SMS | Allarme | Voce | Aggiornabile da remoto | Batteria di backup | Semplice

Two-way 4G/LTE Lift Alarm System

- 4G/LTE module with built-in 2G backup
- 4G VoLTE Ready
- Local and remote configuration (DTMF/SMS/BLE)
- Built-in backup battery
- Connection to VoiceBOXes with only 2 wires
- "Tri-phonic" management
- IP telemetry over RS232 serial port

Housed in a robust metal casing, it can be installed to the roof of the lift or in the shaft in just a few minutes, and is powered directly by 230 volts. Equipped with a built-in latest-generation 4G/LTE module, it allows connection to the LTE networks of mobile operators.
In the event of activation, the 4G Lift Dialer Box will play the comfort message (selectable in several languages) and forward the call to the rescue centre, generating an identifier for proper handling by the Service Centre. 4G Lift Dialer Box handles the periodic 72 hour call by programming its cadence according to the needs of the Service Centre. It can send technical alarm calls in the event of problems and/or alerts (e.g. battery change, power failure, pit flooding alarm, etc.).
The complete remote alarm system consists of the 4G Lift Dialer Box and VoiceBOX hands-free speakers for two-way communication with the car, roof and pit. The VoiceBOX voice unit is equipped with a loudspeaker, microphone and 2 LEDs to indicate the various stages of the call. A feature of the Digicom system is the management of VoiceBOXes with only 2 wires in "self-powered" mode.
The unit is equipped with a 230Vac power supply unit and a powerful backup battery to ensure long autonomy in the event of a power failure.

APPLICATIONS
Lifts

CERTIFICATIONS
CE Marking
RoHS
EN 81–28 , EN 81–70 compliant

PACKAGE CONTENTS
8D5896B 4G LIFT DIALER BOX
Omnidirectional 4G antenna
12VDC-1A power supply unit
Backup battery
Wall-mounting kit
Operations Manual

TECHNICAL CHARACTERISTICS

4G/LTE/GSM/GPRS MODULE	4G/LTE frequencies Tri-Band 800/1800/2600 MHz LTE Cat 1 – 10.3Mbits DL, 5.2 Mbits UL 2G frequencies Dual-Band 900/1800 MHz GSM module: GPRS/GSM Class 10
OUTPUT POWER	LTE Power Class Power Class 3 (23 dBm) GSM/GPRS (GMSK) Power Class Power Class 4 (33 dBm) for 900 MHz E-GSM band Power Class 1 (30 dBm) for 1800 MHz
INTERFACES	1 2-wire interface for "BUS" VoiceBOX 1 FXS interface for telephone (configuration/intercom) Removable screw terminal block Bluetooth interface for configuration 1 RS232 serial port (on RJ45) for Quadro telemetry 1 Guest USB port for local update SIM CARD Plug-in (1.8V – 3V compatible)
INPUTS AND OUTPUTS	3 Inputs for SOS Alarm, Technical Alarms, Filter Management 2 Relay outputs (N.O. and N.C.)
POWER SUPPLY	230Vac
BACKUP BATTERY	Li-Ion 3.7V/ 4,000 mAh Max. consumption ~ 12W
4G/LTE ANTENNA	SMA connector for external 4G/2G antenna Impedance: 50 ohm
OTHER	Dimensions: 143 × 143 × 47 mm

2G Lift Dialer BOX

#Gateway, Router, Lift systems

ORDER CODE
8D5897B

APPLICATIONS
Lifts

CERTIFICATIONS
CE Marking
RoHS
EN 81–28 , EN 81–70 compliant

PACKAGE CONTENTS
8D5897B 2G LIFT DIALER BOX
Omnidirectional 3G/2G antenna
12VDC-1A power supply unit
Backup battery
Wall-mounting kit
Operations Manual

2G · Gateway GSM · Configura via DTMF · Configura via Bluetooth · Configura via SMS · Allarme · Voce · Aggiornabile da remoto · Batteria di backup · Semplice

Remote Alarm System for Lifts

- Built-in GSM/GPRS module
- Connection to VoiceBOXes with only 2 wires
- VoiceBox "tri-phonic" management
- Quadraphonic management
- IP telemetry over RS232 serial port
- Built-in rechargeable backup battery

The Digicom 2G Lift Dialer Box is an innovative remote alarm system for lifts that is extremely versatile and quick and easy to install. It can be used for both new installations and upgrades; typical is the wall installation in the lift shaft.
In the event of lift problems or blockages, trapped persons can activate the call to the service centre by simply pressing the button in the car. An alarm call will be generated immediately, over the telephone line, and at the same time a comforting audio message will be played to inform stranded people that an emergency call has been forwarded to the Service centre.
2G Lift Dialer Box generates an identifier via DTMF protocol for proper handling by the service centre. 2G Lift Dialer Box is able to manage the periodic call by programming its cadence according to the needs of the Service Centre and to send technical alarm calls in the event of problems and/or alerts (e.g. battery change, or power failure). The remote alarm system consists of the central unit, the heart of the system (2G Lift Dialer) and hands-free terminals for communication, called VoiceBOX.
A key feature of the Digicom system is the management of VoiceBOXes with only 2 wires in "self-powered" mode. In fact, audio communication, power supply and management of LEDs and push buttons is via just 2 wires. Made in a sturdy metal wall-mountable box, complete with 220Vac/12V power supply unit and rechargeable backup battery, it is ready for installation. It is also equipped with a relay that can be activated remotely via DTMF tones (or via SMS) for the possible opening of doors and gates.

TECHNICAL CHARACTERISTICS

GSM/GPRS MODULE	Quad-Band 850/900/1800/1900 MHz GSM module: GPRS/GSM Class 10 GPRS: Multi-slot Class 10
OUPUT POWER	Class 4 (2W) in GSM at 850/900 MHz Class 1 (1W) in DCS at 1900/1800 MHz Plug-in SIM card (1.8V – 3V compatible)
INTERFACES	1 2-wire interface for "BUS" VoiceBOX 1 FXS interface for service/configuration telephone Removable Screw Terminal Block 1 RS232 serial port for Quadro telemetry 1 Guest USB port for local update
INPUTS AND OUTPUTS	1 input per filter 1 Technical Alarm input 1 Relay output (N.O./N.C.) controlled by TONE or SMS
GSM ANTENNA	SMA connector for external antenna Impedance: 50 ohm
POWER SUPPLY	Input: at +12 to 24 VDC. / 1A minimum
BACKUP BATTERY	Li-Ion 3.7V Max. consumption ~ 12W
OTHER	Dimensions: 170 × 145 × 65 mm

ORDER CODE
8D5780
8D5780PW
8D5804
8D5810

APPLICATIONS
Lifts

CERTIFICATIONS
CE Marking
RoHS
EN 81–28 , EN 81–70 compliant

CONTENTS OF THE 4 PACKAGES
VoiceBOX – 4 versioni:
- 8D5804 car VoiceBOX
- 8D5780 Roof/Pit VoiceBOX
- 8D5780PW Pit VoiceBOX
- 8D5810 only Button VoiceBOX
Operations Manual

Passive Version

Voce Allarme Semplice

Two-way active handsfree terminal

- Comes in 4 versions:
  8D5780: Roof/Pit (with built-in SOS button)
  8D5780PW: Pit and water sensor management
  8D5804: CAR (for installation in the car)
  8D5810: Button (passive for basic Triphony)
- Remote powered by Lift Dialer
- "Tri-phonic" and "quadri-phonic" management

VoiceBOX allows you to activate the remote alarm system and establish two-way audio communication to the outside or with the engine room. It can be used for both new installations and upgrades. Installation is simple, only 2 wires need to be connected from the Digicom Lift Dialer device (card or Metal Box) from which VoiceBOX also takes its power supply.
The button is also operated via just 2 wires without the need for other connections (typical of other products on the market).
The compact dimensions facilitate installation behind cabin panels. For this reason, the loudspeaker is physically separated from the microphone. VoiceBOXes (except for the Passive version) integrate the 2 LEDs required by EN 81–28 to signal the alarm sent and the alarm recorded.
The VoiceBOX Pit Water version (for Pit installations with SOS button) can also manage a water sensor to detect Pit flooding.
VoiceBOX push-button only can be used if a basic tri-speaker application is to be created by installing this "passive" version on the roof and pit, leaving the active version in the cabin.

TECHNICAL CHARACTERISTICS

	VoiceBOX CAR 8D5804	VoiceBOX Roof/Pit 8D5780 8D5780PW	VoiceBOX Only Button 8D5810
Active terminal	•	•	
Built-in microphone	•	•	
Built-in speaker	•	•	
EN81–28 LED	•	•	
Exterior LED management	•		
Built-in SOS button		•	•
External SOS button	•		
2-wire power supply	•	•	
Alarm Reset Button		•	
Roof/PItch/Car ID	•	•	
Volume Adjustment	•	•	
Passive Device			•
Power Supply	48VDC	48VDC	
DIMENSIONS – mm.	100 × 64 × 19	100 × 64 × 19	100 × 64 × 19

PSTN Lift Dialer

#Gateway, Router, Lift systems

ORDER CODE
8D5778P

APPLICATIONS
Lifts

CERTIFICATIONS
CE Marking
RoHS
EN 81–28 , EN 81–70 compliant

PACKAGE CONTENTS
8D5778P PSTN LIFT DIALER
12VDC-1A power supply unit
Wall-mounting kit
Operations Manual

PSTN remote alarm system for lifts

- PSTN interface (landline)
- VoiceBox "tri-phonic" management
- Quadraphonic management
- DIN rail mounting
- Rechargeable backup battery management (optional)

Extremely versatile and quick and easy to install, the PSTN Lift Dialer can be used for both new installations and upgrades.
Installation in the control panel is typical.
In the event of lift problems or blockages, trapped persons can activate the call to the Service Centre by simply pressing the button in the car.
An alarm call will be generated immediately, over the telephone line, and at the same time a comforting audio message will be played to inform stranded people that an emergency call has been forwarded to the service centre.
PSTN Lift Dialer will generate an identifier via DTMF protocol for proper handling by the Service Centre.
PSTN Lift Dialer manages the periodic call by programming its cadence according to the Service Centre's needs and is able to send technical alarm calls in case of problems and/or alerts (e.g. battery change, or power failure).
The remote alarm system consists of the central unit, the core of the system (PSTN Lift Dialer) and handsfree terminals for communication called VoiceBOX.
The VoiceBOX voice unit is equipped with a loudspeaker, microphone and 2 LEDs to indicate the various stages of the call.
A key feature of the Digicom system is the management of VoiceBOXes with ONLY 2 wires in "self-powered" mode.
In fact, audio communication, power supply and management of LEDs and push buttons is via just 2 wires. This allows everything to be installed quickly and without the need to lay additional wiring.
Great care was taken with the two-way audio part. Audio management is digital to ensure the best voice performance.
A key feature is the possibility of updating locally, via the USB port.

TECHNICAL CHARACTERISTICS

INTERFACES	1 FXO (PSTN) interface 1 2-wire interface for "BUS" VoiceBOX 1 FXS interface for service/configuration telephone Removable screw terminal block 1 Guest USB port for local update
INPUTS AND OUTPUTS	1 Input per filter 1 Technical Alarm input 1 Relay output (n.o./n.c.) controlled by TONES
POWER SUPPLY	Input: at +12 to 24 VDC. / 1A min
BACKUP BATTERY	Li-Ion 3.7V (optional) Max. consumption ~ 12W
OTHER	Dimensions: 115 × 80 × 25 mm

PSTN Lift Dialer Metal BOX

#Gateway, Router, Lift systems

ORDER CODE
8D5798P

APPLICATIONS
Lifts

CERTIFICATIONS
CE Marking
RoHS
EN 81–28 , EN 81–70 compliant

PACKAGE CONTENTS
8D5798P PSTN LIFT DIALER METAL BOX
12VDC-1A power supply unit
Backup battery
Wall-mounting kit
Operations Manual

PSTN remote alarm system for lifts

- PSTN interface (landline)
- Connection to VoiceBOXes with only 2 wires
- VoiceBox "tri-phonic" management
- Quadraphonic management
- Rechargeable backup battery management

Versatile and quick and easy to install, the PSTN Lift Dialer Metal Box can be used for both new installations and upgrades; typical is the wall installation in the lift shaft.
In the event of lift problems or blockages, trapped persons can activate the call to the Service Centre by simply pressing the button in the car. An alarm call will be generated immediately, over the telephone line, and at the same time a comforting audio message will be played to inform stranded people that an emergency call has been forwarded to the service centre. PSTN Lift Dialer Metal Box will generate an identifier via DTMF protocol for proper handling by the Service Centre.
Also thanks to the implementation of the ADEMCO protocol (as an alternative to the proprietary one) PSTN Lift Dialer Metal Box can be easily integrated into existing call management software. It will then be possible to establish two-way audio communication for alarm management.
PSTN Lift Dialer Metal Box manages the periodic call by programming its cadence according to the Service Centre's needs and is able to send technical alarm calls in case of problems and/or alerts (e.g. battery change, or power failure).
The remote alarm system consists of the central unit, the core of the system (PSTN Lift Dialer) and handsfree terminals for communication called VoiceBOX. The VoiceBOX voice unit is equipped with a loudspeaker, microphone and 2 LEDs to indicate the various stages of the call.
A key feature of the Digicom system is the management of VoiceBOXes with ONLY 2 wires in "self-powered" mode.
In fact, audio communication, power supply and management of LEDs and push buttons is via just 2 wires. This allows everything to be installed quickly and without the need to lay additional wiring.
Great care was taken with the two-way audio part. Audio management is digital to ensure the best voice performance.
It is possible to configure the PSTN Lift Dialer Metal Box in just a few moments, even verifying the correct configuration or telephone numbers, using the classic tone mode (both local and remote).

TECHNICAL CHARACTERISTICS

INTERFACES	1 FXO (PSTN) interface 1 2-wire interface for "BUS" VoiceBOX 1 FXS interface for service/configuration telephone Removable screw terminal block 1 Guest USB port for local update
INPUTS AND OUTPUTS	1 Input per filter 1 Technical Alarm input 1 Relay output (n.o./n.c.) controlled by TONE or SMS
POWER SUPPLY	Input: at +12 to 24 VDC. / 1A minimum
BACKUP BATTERY	Li-Ion 3.7V (included) Max. consumption ~ 12W
OTHER	Dimensions: 170 × 145 × 65 mm

Digicom has always developed telecommunications solutions to meet all needs in the Industrial and Lift sector, in the new Smart Energy and Data Management solutions for Building Management System (BMS) applications.

Today the various needs and applications require dedicated products with high levels of connectivity and reliability.

Digicom provides an ideal range of products whether the application requires "EDGE" and IOT capabilities or for a simpler serial connection.

CYBERSECURITY

Communication devices, especially if they are intelligent and equipped with operating systems, can be subject to cybersecurity problems. For this reason Digicom provides the presence (optional) of a TPM security chip (Trusted Platform Module).

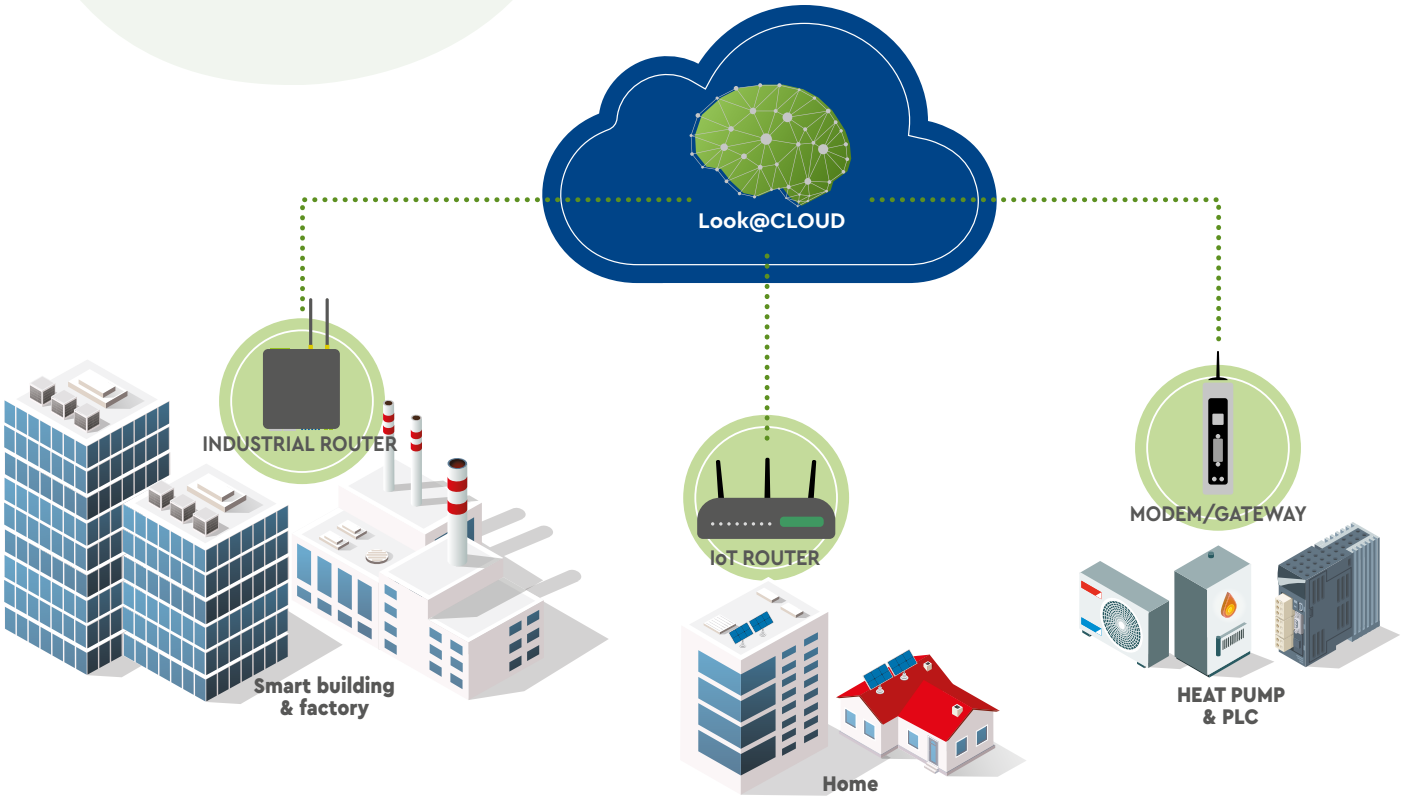

CATALOGUE – 2022 edition